



All exercises may be printed out for practising at home or to use in lessons.

Tips for practising

1. Play and say the note as quickly as you can
2. Then memorize the notes and play them on the keyboard
3. Practise each exercise five times a day



Sight-Reading 1 Lesson Book 1, p.35



Sight-Reading 2 Lesson Book 1, p. 38



Sight-Reading 3 Lesson Book 1, p. 40




Sight-Reading 4 Lesson Book 1, p. 43



Sight-Reading 5 Lesson Book 1, p. 44



Sight-Reading 6 Lesson Book 1, p. 47



Sight-Reading 7 Lesson Book 1, p. 48



Sight-Reading 8 Lesson Book 1, p. 49




Sight-Reading 9 Lesson Book 1, p. 50



Sight-Reading 10 Lesson Book 1, p. 51



Sight-Reading 11 Lesson Book 1, p. 58



Sight-Reading 12 Lesson Book 1, p. 60

Three musical exercises for Sight-Reading 12, each in 4/4 time. Exercise 1: Treble clef, notes G4 (quarter), A4 (quarter), B4 (half); Bass clef, note D4 (half). Fingerings: 4 on G, 5 on D. Exercise 2: Treble clef, notes G4 (quarter), A4 (quarter), B4 (half); Bass clef, note D4 (half). Fingerings: 3 on G, 1 on D. Exercise 3: Treble clef, notes G4 (quarter), A4 (quarter), B4 (half); Bass clef, note D4 (half). Fingerings: 3 on G, 5 on D.

Sight-Reading 13 Lesson Book 1, p. 62

Three musical exercises for Sight-Reading 13, each in 3/4 time. Exercise 1: Treble clef, note G4 (half); Bass clef, note D4 (half). Fingering: 2 on G, 1 on D. Exercise 2: Treble clef, notes G4 (quarter), A4 (quarter), B4 (half); Bass clef, note D4 (half). Fingering: 3 on G, 1 on D. Exercise 3: Treble clef, notes G4 (quarter), A4 (quarter), B4 (half); Bass clef, note D4 (half). Fingering: 3 on G, 1 on D.

Sight-Reading 14 Lesson Book 1, p. 64

Three musical exercises for Sight-Reading 14, each in 4/4 time. Exercise 1: Treble clef, notes G4 (quarter), A4 (quarter), B4 (half), C5 (half); Bass clef, notes D4 (quarter), E4 (quarter), F4 (half), G4 (half). Fingering: 3 on G, 3 on D. Exercise 2: Treble clef, notes G4 (quarter), A4 (quarter), B4 (half), C5 (half); Bass clef, notes D4 (quarter), E4 (quarter), F4 (half), G4 (half). Fingering: 2 on G, 4 on D. Exercise 3: Treble clef, notes G4 (quarter), A4 (quarter), B4 (half), C5 (half); Bass clef, notes D4 (quarter), E4 (quarter), F4 (half), G4 (half). Fingering: 3 on G, 3 on D.



Sight-Reading 15 Lesson Book 1, p. 68

Three musical exercises for sight-reading, each in 4/4 time, presented in grand staves (treble and bass clefs).

- Exercise 1:** Treble clef, key of C major. The melody starts on G4 (labeled '3'), moves down to F4, E4, D4, and ends on a whole note C4 (labeled '5'). The bass clef accompaniment consists of a whole note C3.
- Exercise 2:** Treble clef, key of C major. The melody starts on G4 (labeled '5'), moves down to F4, E4, and ends on a whole note D4 (labeled '1'). The bass clef accompaniment consists of a whole note C3.
- Exercise 3:** Treble clef, key of C major. The melody starts on G4 (labeled '1'), moves down to F4, E4, and ends on a whole note D4 (labeled '5'). The bass clef accompaniment consists of a whole note C3.